

## ONLINE CLINIQUE SYSTEM

Doctor-Patient Care Planning with a SMILE

GET STARTED

### What is Online Clinique System?

Online Clinique System is a doctor-patient care planning system which automates the appointment schedules of the patient with the doctor, substitutes index cards for the patient profile and medical history, facilitates check-up and diagnosis, eases and monitors prescriptions, processes billing and collection, and generates readily available income and expense reports.

Learn More >



#### Appointment

Set up your appointment online for a virtual consultation or a clinic visit.



#### Diagnostics

Keep track of your diagnostic test results, monitor health condition, and view medical history.



#### Accounting

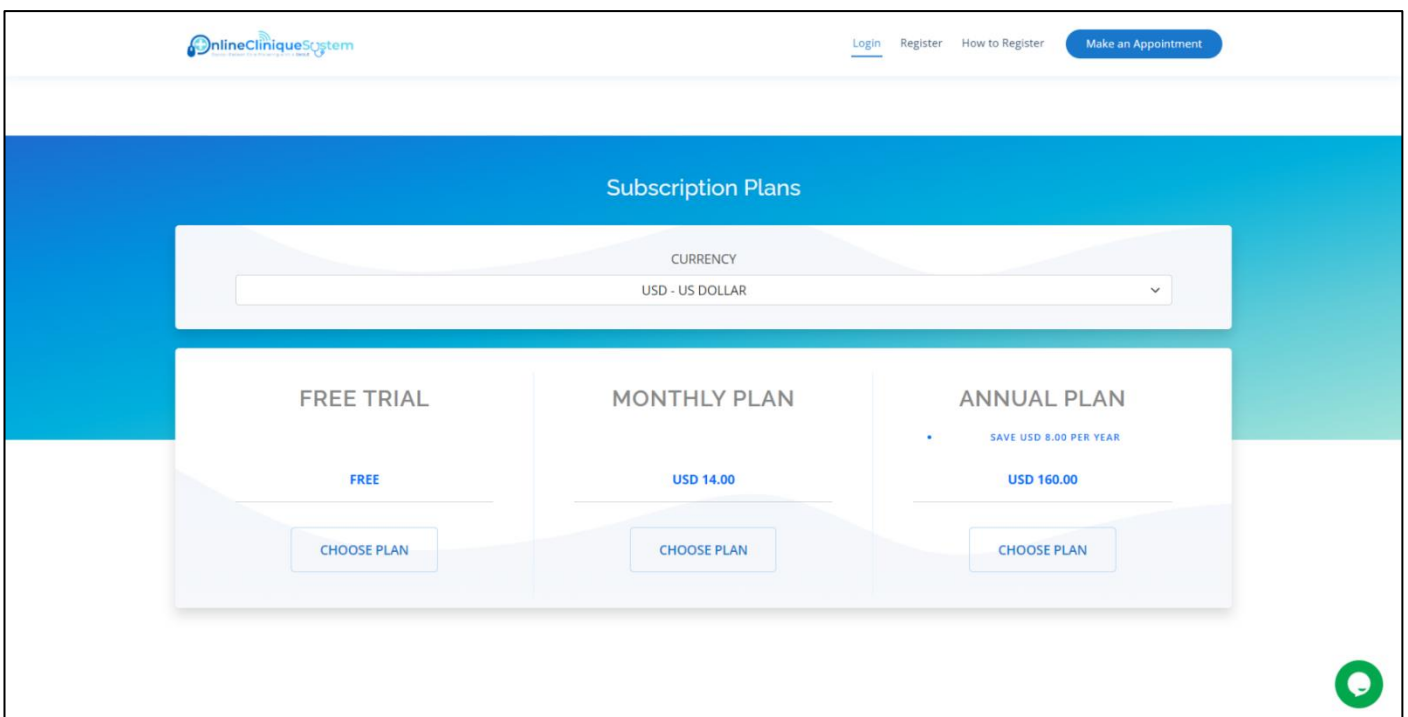
Generate PDF reports, view total sales and expenses chart.

This step-by-step manual will guide the users on how to select a subscription plan and how to fill up the form.

Website link: <https://onlinecliquesystem.com>

#### NOTE:

Upon clicking the given link above, you will be redirected to the landing page of Online Clinique System. To find the subscription plan, you need to scroll it down and choose what plan you want as shown in the picture below.



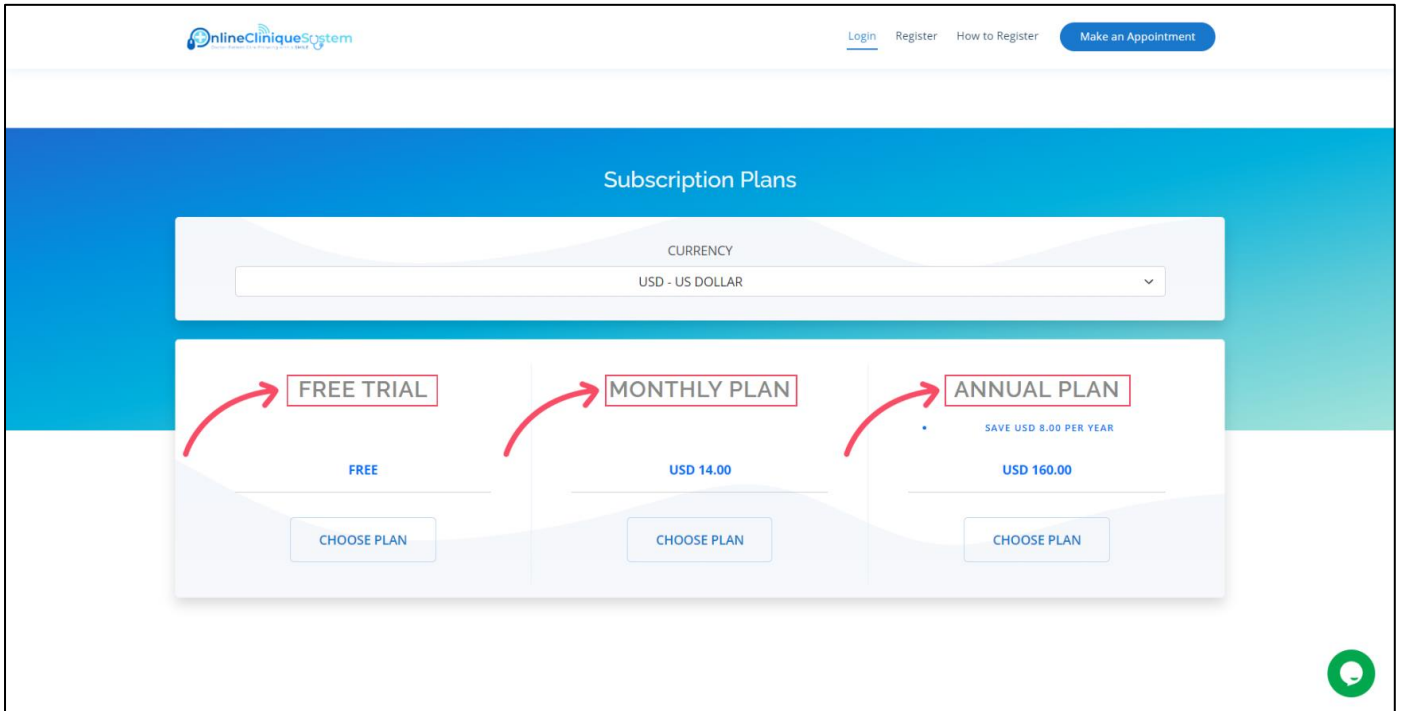
Subscription Plans

CURRENCY  
USD - US DOLLAR

Plan Type	Price	Additional Info
FREE TRIAL	FREE	
MONTHLY PLAN	USD 14.00	
ANNUAL PLAN	USD 160.00	SAVE USD 8.00 PER YEAR

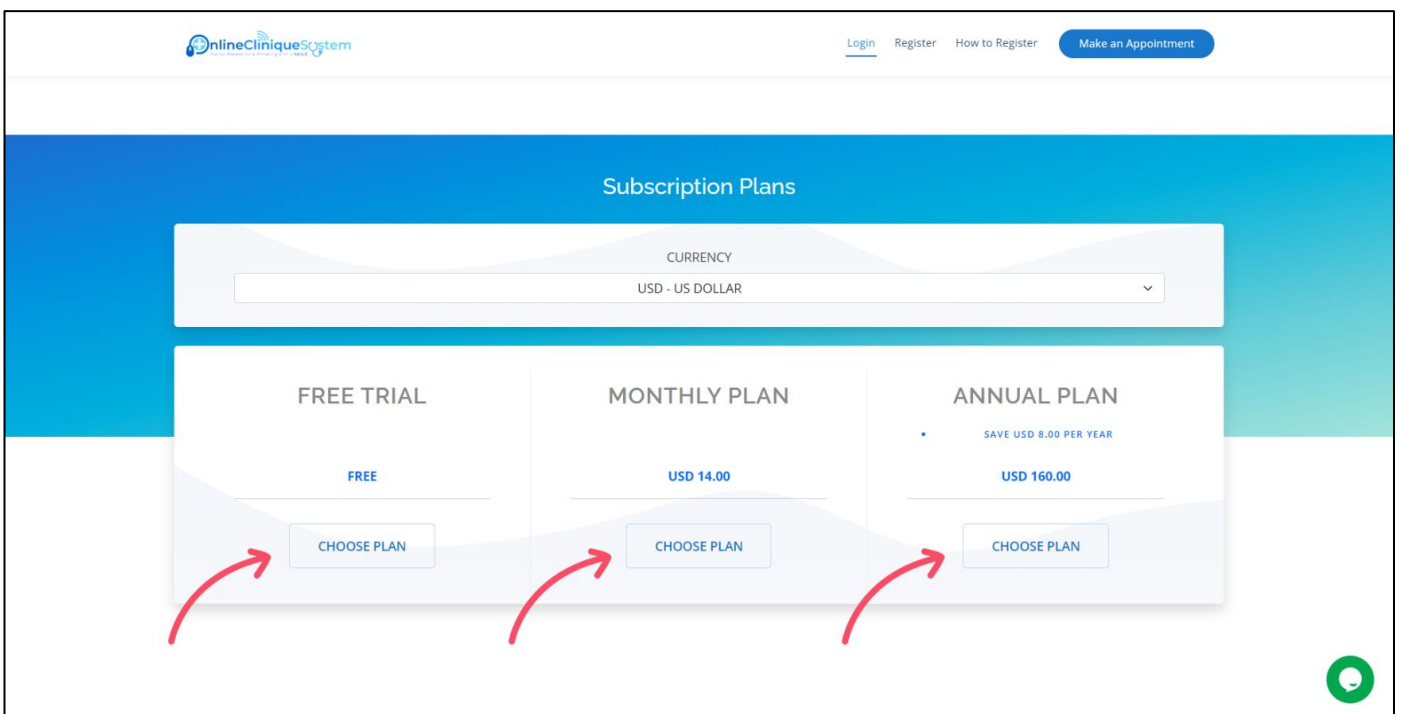
## STEP 1 - Choose a Subscription Plan

You can select between Monthly Subscription and Annual Subscription, or you can try our free trial as well and get a 30-day free trial.



## STEP 2 - "Choose Plan" button

Once you're ready to select a plan, simply click on the button that you want. If you select Monthly or Annual Plan then you will be redirected to the payment form and fill up the details needed to complete the subscription.



### STEP 3 – Proof of payment and filling up the form


From this part on, you just have to read and review your selected subscription plan as well as fill up the form for your proof of payment. Please refer on the screenshots and follow the instructions carefully.

**NOTE:** Do not leave any input fields empty when filling up the form, to avoid your subscription plan getting denied or rejected.

STEP: 1 OF 4  
Subscription Plan 25%

**Selected Subscription Plan**  
Subscription details and application.

Subscription Plan	ANNUAL PLAN
Description	Annual fee
Amount	USD 160

 [Next](#)

STEP: 2 OF 4  
Sign Up 50%

**Create an Account**  
Fill-up the form to proceed.

**USER INFORMATION**

FIRST NAME  ✓ LAST NAME  ✓


EMAIL ADDRESS  ✓

PASSWORD  ✓ CONFIRM PASSWORD  ✓

**BUSINESS INFORMATION**

CLINIC NAME  ✓


CLINIC CONTACT  ✓

[Previous](#)  [Next](#)

And on the last part, you just have to fill in the reference number as well as the amount that you transact, then take a photo or screenshot of your payment or receipt and upload it down below. Once you're done with that simply click the "Next" button and review all the details that you entered, then finally click "Confirm Subscription" button.

STEP: 3 OF 4  
**Payment** 75%

**Payment**  
Attach Proof of Payment



**METROPOLITAN BANK AND TRUST COMPANY**  
Account name: ITECHRAR SOLUTIONS INC.  
Account number: 298-7298512579

REFERENCE NO.


AMOUNT


ATTACH PROOF OF PAYMENT


**Instructions**

- Attach your proof of payment(s).
- Make sure your attachment is clear or high quality.
- Accepted Formats: ".jpg", ".jpeg", ".png", ".pdf"


Click here to browse or drag your proof of payment(s) here.





← Previous Next →


STEP: 4 OF 4  
**Review** 100%

  
**Review**  
Subscription Plan

Billed To  
ITECHRAR SOLUTIONS INC.  
itechrar@metbank.com


Clinic Details  
Online Doctor Care  
ITECHRAR

Subscription Plan	Amount	Remark
ANNUAL PLAN One time fee	USD 160	Save \$ 8 per year
Subtotal	USD 160	
<b>Amount To Pay</b>		<b>USD 160</b>

← Previous Confirm Subscription →

And just like that, you are now subscribed!

Your subscription has now been saved and submitted to our data center. Please read the response after you confirm your payment for more info.



**Subscription Successful**

Thank you! Your subscription plan is successfully saved and submitted to our data center.  
Please wait 2-3 working days for approval of your account subscription.

For the meantime, you can login to your account and try our 30-day trial.

[Login Now](#)